SHEET Nº 3
PLAN Nº 855-B
ORNAMENTAL LIGHT
ON
MT. VERNON AVENUE
BETWEEN
THIRD ST. AND EIGHTH S
September 1926
C.E. Jo
City E

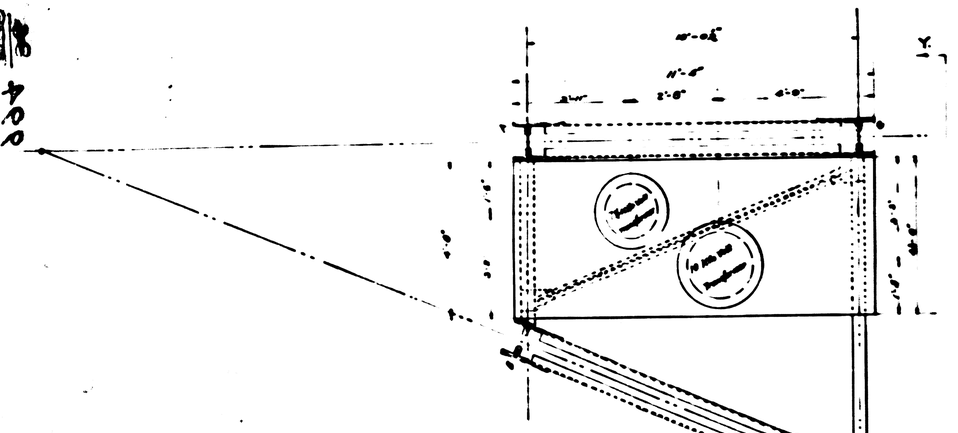

PLAN
(GIRDER REMOVED)
SHOWING PLATFORM TO BE CONSTRUCTED
AND METHOD OF PLACING TRANSFORMERS
Scale ½"=1'

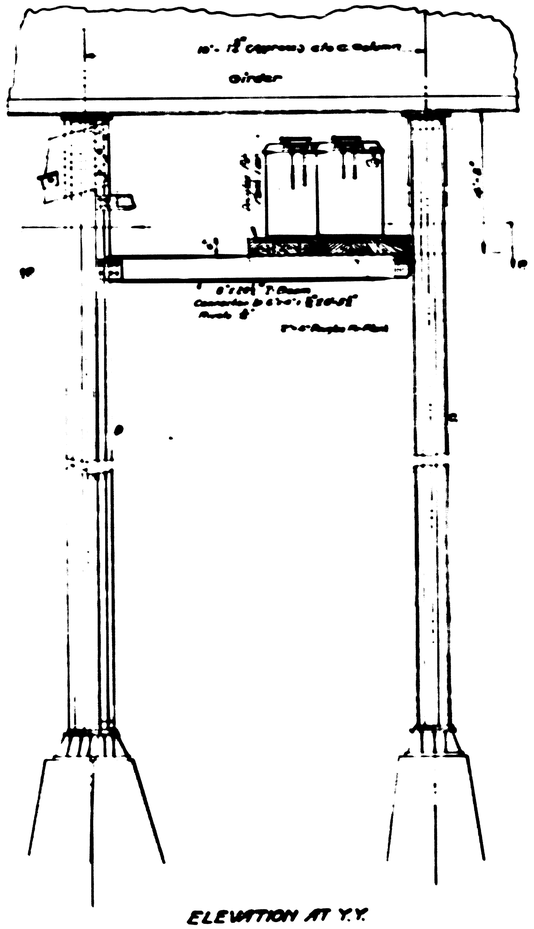

ELEVATION AT Y.Y.
Scale ½"=1'

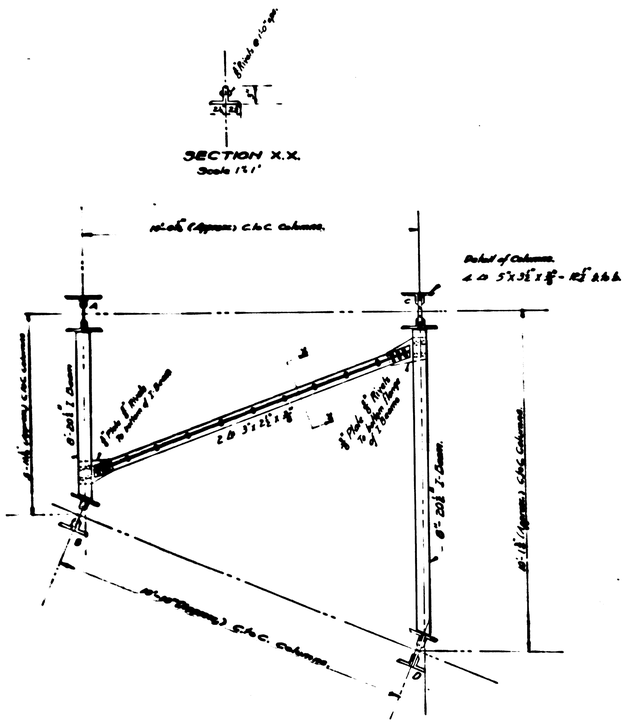

SECTION X.X.
Scale 1"=1'

PLAN AT HORIZONTAL SECTION P.P.
(Floor Removed)
Scale ½"=1'

Note:- Distances c. to C. of Columns shown are Approximate only. Contractor must make his own measurements for details of platform supports and make same fit work now in

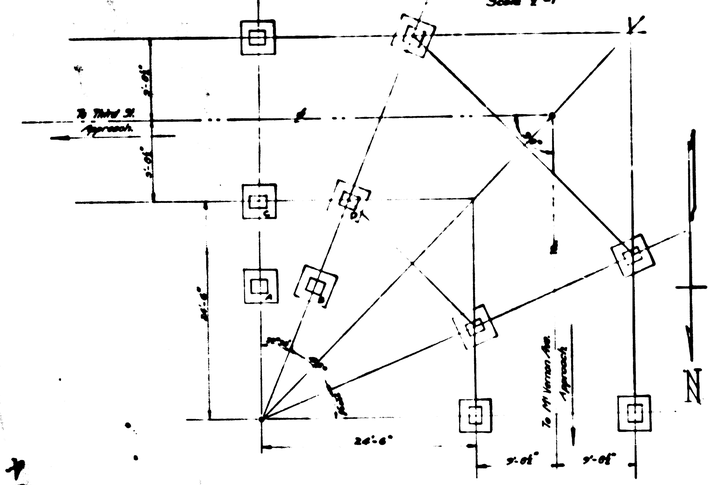

LOCATION SKETCH
SHOWING
PLAN OF COLUMN FOUNDATIONS
Scale ½"=1'

LEGEND

" or in. means inch or inches
' or ft. means feet or foot.
No means number
St. means Street
Ave. means Avenue.
X means by.
C. to C. means Center to Center
∠s means Angles
b. to b. means back to back
Approx. means Approximate
℄ means Center Line
Work now in shown in Red lines
Work to be constructed shown in black Lines

Sheet Nº 3